

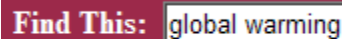
Searching the Library Online Catalog



The online catalog [Voyager] contains records for all items owned by the Library: books, E-books, journal titles, videos, CDs, DVDs and a listing of all items on course reserve. Anyone can search the catalog on campus or from any other computer with an Internet connection – no passwords or special login are required to search the catalog.

Topic Search

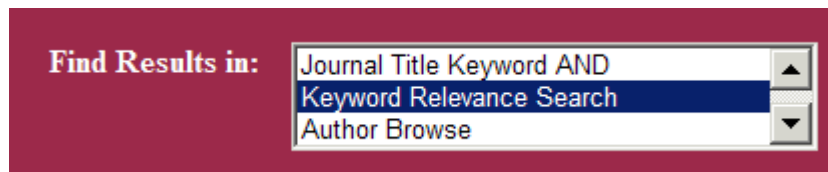
Most of the times you won't know exact titles so you will probably be searching for information using **key words**. Be direct in what you are looking for; adding more concepts to a search will retrieve fewer items. For example:



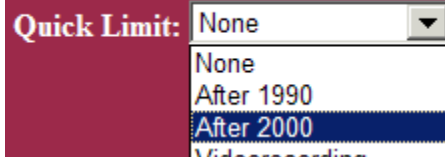
Find This: global warming

Do not use the first choice to find results by keyword. Scroll down and select **keyword**

relevance




An option to find only the newest material is by choosing a **limit**:



Subject Search

Subject searches are based on the Library of Congress Subject Headings (LCSH). While LCSH provides you with precise searching on a specific subject, you must first know the exact subject wording assigned. Since few people know this, perform a **key word** search **first**.

When you find an item of interest, click on the record for that item and then click on the **Bibliographic** tab for a list of the exact LCSH.



You can then click on the **subject headings** that are the most appropriate for your topic.



Subject(s): [Pollution --United States.](#)
[United States --Environmental conditions.](#)

Author Search

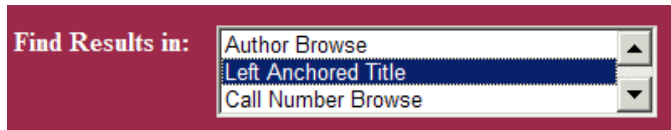
An author can be the name of a person, an association, government body or organization. When using the *video* limit, the name of the film's director or primary actors can be used. Enter the author's name – last name first. It is not necessary to use capitalization or punctuation. Be sure to change the **Find Results** box to an author search. ↓



Find This: Find Results in:

Title Search

Search for titles of books, **titles** of journals (such as *Newsweek* or *Scientific American*), and videos. Enter the title or the first few words of the title. Capitalization is not necessary; and don't use "the" or "a" if it is the first word in a title.



Find Results in:

[If you do not know the exact wording of a title, use the keyword search as explained on page 1 of this guide.]

For journal titles you can get faster results if you select the limits for journals:



Find Results in:

 Quick Limit:

(NOTE: Looking in the catalog will tell you whether or not the WSU Library subscribes to a particular journal, magazine or newspaper. The catalog **will not** tell you about specific journal or magazine *articles*. For this, you will have to consult an electronic database or paper index.)

Call Numbers

Journals do not have call numbers assigned. They are shelved alphabetically by title in the periodical stacks on the second floor. Books are assigned a system of letters and numbers according to the Library of Congress system. A brief guide to the subjects and call numbers, as well as locations within the WSU Library is available in PDF format on the [Library's Website](#). There is also a link to the complete classification system. On the Library Website: right menu "Getting Started", then click on "more research help."