

Betsey Brenneman
Electronic Resources Librarian
January 2009

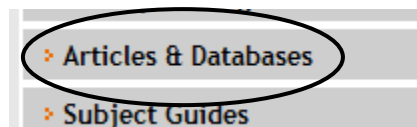


Finding Articles - Academic Search Complete

Designed specifically for academic institutions, this is the world's most valuable and comprehensive scholarly, multi-disciplinary full-text database, with more than 6,100 full-text periodicals, including 5,100 peer-reviewed journals. In addition to full text, this database offers indexing and abstracts for more than 10,300 journals and a total of 10,600 publications including monographs, reports, conference proceedings, etc. The database features PDF content [sometimes] going back as far as 1865, with the majority of full text titles in searchable PDF.

1 - Go to the Library website: www.worcester.edu/library

2 - Choose the navigation button at the left of the Web page for databases

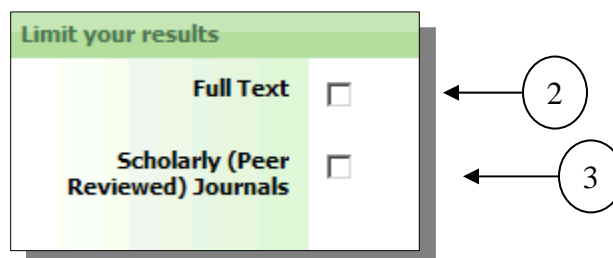
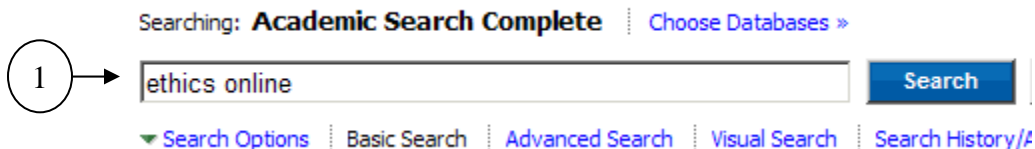


3 - Select the link connecting to Academic Search Complete

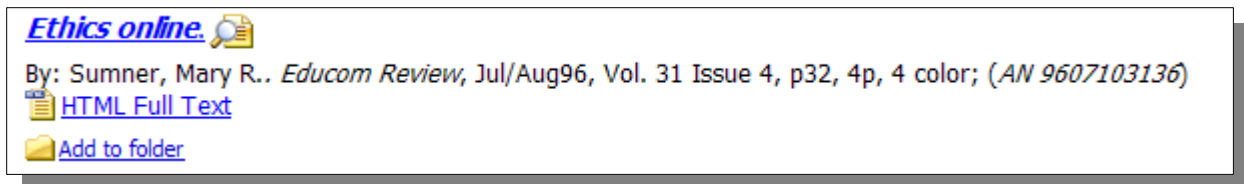





You will need your WSC network username & password to access this database off campus

4 - Click on the link to open the database, and fill in the search box with your terms (boxes #2 & #3 are optional):



5 - Press the [search](#) button & the list of articles will be displayed:



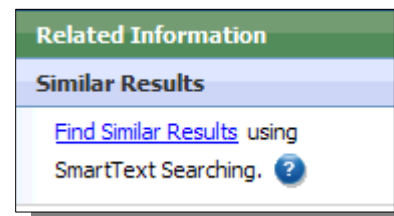
[Ethics online.](#) 
By: Sumner, Mary R.. *Educom Review*, Jul/Aug96, Vol. 31 Issue 4, p32, 4p, 4 color; (AN 9607103136)
[HTML Full Text](#) 
[Add to folder](#) 


6 - Click on the Full Text link ... and it's a print!

Advanced Tips

- Don't check the limit for full text first. Try to find material on your topic without regard to full text availability; this way, you can *refine* your search using the best terms, concepts and keywords. When you get good results and know that there is enough material on your topic, then you can limit to full text. [Refine Search](#)

- When you find an article that is exactly what you need for your research, before clicking on the full text link, click on the title for that article. If, after reading the abstract, you still think this is a perfect article, look to the right and click on the "Find Similar Results" button.



Related Information
Similar Results
[Find Similar Results](#) using
SmartText Searching. 

- The default setting is for **Basic Search**. This is fine for most all searches. In addition to the *Find Similar Results* button, you can also click on the **subject headings** in the left side menu to further narrow your search to match more precisely the concepts in your topic. *Advanced search* is the way to find articles if you are looking for a specific *author*.
- The best way to save results is to create a personal *My EBSCO host* account. You can use a *personal account* to save search results, persistent links to searches, saved searches, search alerts, journal alerts and web pages to your personal *folder*. Use the link under the EBSCO logo. [Sign In to My EBSCOhost](#)

- Article not available full text online? Try our [Getting Started](#) page.