



## Searching MEDLINE using Cambridge Scientific

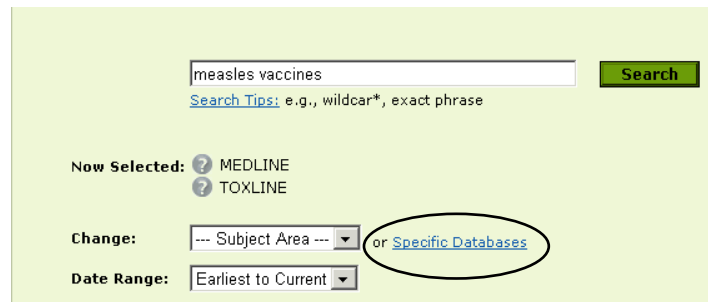
1 - Logon to the Library website: [www.worcester.edu/library](http://www.worcester.edu/library)

2 - Choose the link at the top of the home page for articles & databases

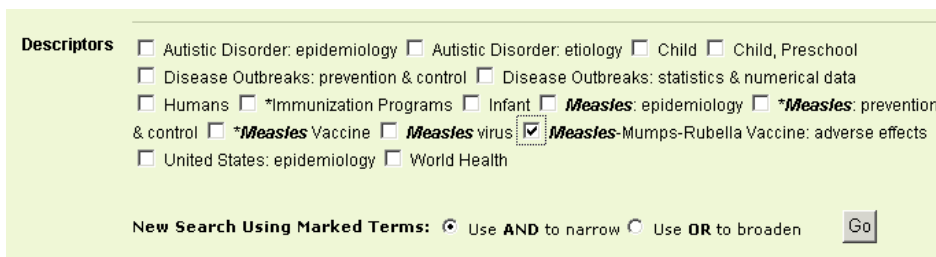


3 - Click on the link for Medline via CSA Illumina

4 - Click the Specific Databases link to select Medline. Type your query into the search box and click the green search button.



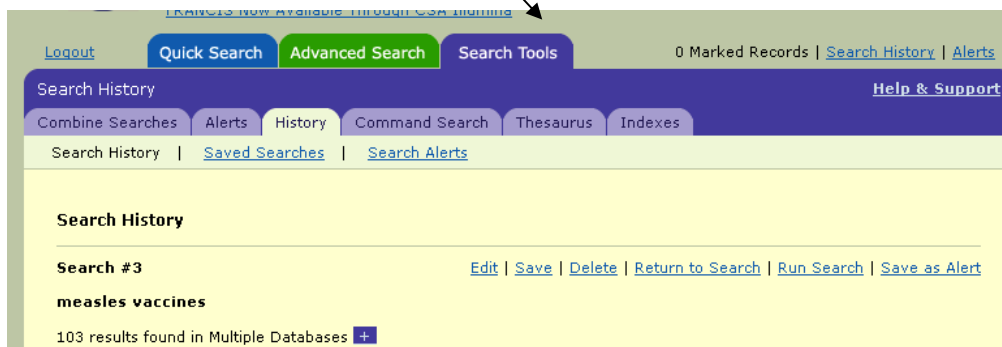
5 - View the individual record for a title that you think best matches the specific aspect of your topic. At the bottom of the record, check the appropriate MeSH descriptors along with any Boolean limits (if needed) and click the "Go" button to do another search with these new limits. This will refine your search results to find more articles matching the exact focus of your topic.



6 - Notice the tabs at the top of the results screen that display the number of results, or "hits," and how the different types of literature are separated. You can also choose to sort your results in several different ways.



7 - On the main search screen, you can also choose to view your search history and even combine searches for a very accurate and precise search. Just click on the purple tab for "Search Tools."



8 - Remember that MEDLINE is basically a *citation only* database; there is very little full text available.

9 - If you need assistance, note that in each stage of constructing your query the link for *Help & Support* is prominently displayed in the upper right corner of the screen.

You will need your WSC Username & Password to access this database from home